



Pictured: 24" iSeries Insert with 3-sided surround, Burnt American Oak logs, Traditional Brick liner, and Satin Stainless Steel Nest Overlay.



## iSERIES (IPI) CONTEMPORARY GAS INSERTS

ITEM DESCRIPTION	GAS TYPE	MODEL #	WEIGHT	PRICE
25" iSeries (IPI) Contemporary Direct Vent Insert	Natural Gas	<b>DVIC-25i-11-33N</b>	99 lbs	<b>\$2410</b>
25" iSeries (IPI) Contemporary Direct Vent Insert	Propane	<b>DVIC-25i-11-33P</b>	99	<b>2410</b>
30" iSeries (IPI) Contemporary Direct Vent Insert	Natural Gas	<b>DVIC-30i-11-33N</b>	116	<b>2750</b>
30" iSeries (IPI) Contemporary Direct Vent Insert	Propane	<b>DVIC-30i-11-33P</b>	116	<b>2750</b>

Unit includes IPI ignition system with battery back-up and automatic cold weather pilot, full function hand-held remote control, Black Porcelain firebox liner, accent light, and blower. Must order Fyre Glass or Fyre Gems and Surround to complete installation.

### Fyre Glass (Amount required: 8 lbs for 25" / 14 lbs for 30")

AVAILABLE COLORS	5 lb Pkg. <b>\$37</b>	7.5 lb Pkg. <b>\$55</b>	10 lb Pkg. <b>\$72</b>	10 lb Jar <b>\$78</b>
Azuria	GL-5-F	GL-7-F	GL-10-F	GL-10J-F
Black	GL-5-B	GL-7-B	GL-10-B	GL-10J-B
Bronze	GL-5-Z	GL-7-Z	GL-10-Z	GL-10J-Z
Caribbean Blue	GL-5-N	GL-7-N	GL-10-N	GL-10J-N
Clear	GL-5-C	GL-7-C	GL-10-C	GL-10J-C
Emerald	GL-5-E	GL-7-E	GL-10-E	GL-10J-E
Star Fyre	GL-5-W	GL-7-W	GL-10-W	GL-10J-W

### Refl. Fyre Glass (Amount required: 8 lbs for 25" / 14 lbs for 30")

AVAILABLE COLORS	5 lb Pkg. <b>\$40</b>	7.5 lb Pkg. <b>\$60</b>	10 lb Pkg. <b>\$79</b>	10 lb Jar <b>\$85</b>
Azuria Reflective	GL-5-FR	GL-7-FR	GL-10-FR	GL-10J-FR
Black Reflective	GL-5-BR	GL-7-BR	GL-10-BR	GL-10J-BR
Bronze Reflective	GL-5-ZR	GL-7-ZR	GL-10-ZR	GL-10J-ZR
Caribbean Blue Reflective	GL-5-NR	GL-7-NR	GL-10-NR	GL-10J-NR
Copper Reflective	GL-5-OR	GL-7-OR	GL-10-OR	GL-10J-OR
Emerald Reflective	GL-5-ER	GL-7-ER	GL-10-ER	GL-10J-ER
Gold Reflective	GL-5-HR	GL-7-HR	GL-10-HR	GL-10J-HR
Champagne Reflective	GL-5-CR	GL-7-CR	GL-10-CR	GL-10J-CR

### Fyre Gems (Amount required: 11 lbs for 25" / 14 lbs for 30")

AVAILABLE COLORS	5 lb Pkg. <b>\$33</b>	7.5 lb Pkg. <b>\$48</b>	10 lb Pkg. <b>\$64</b>	10 lb Jar <b>\$70</b>
Black Granite	GLG-5-B	GLG-7-B	GLG-10-B	GLG-10J-B
Black Pearl	GLG-5-J	GLG-7-J	GLG-10-J	GLG-10J-J
Blue Topaz	GLG-5-T	GLG-7-T	GLG-10-T	GLG-10J-T
Champagne	GLG-5-D	GLG-7-D	GLG-10-D	GLG-10J-D
Deep Amber	GLG-5-A	GLG-7-A	GLG-10-A	GLG-10J-A
Emerald	GLG-5-E	GLG-7-E	GLG-10-E	GLG-10J-E
Glacier	GLG-5-C	GLG-7-C	GLG-10-C	GLG-10J-C
Mint	GLG-5-M	GLG-7-M	GLG-10-M	GLG-10J-M
Sapphire	GLG-5-S	GLG-7-S	GLG-10-S	GLG-10J-S
Ruby	GLG-5-RY	GLG-7-RY	GLG-10-RY	GLG-10J-RY

### NEW Creekstones/Driftwood\* (Optional selection for Contemporary inserts)

ITEM DESCRIPTION	MODEL #	PRICE
DVIC Creekstone Strips, Multi-Color	<b>CS-25/30-M</b>	<b>\$99</b>
DVIC Creekstone Strips, Cloud	<b>CS-25/30-C</b>	<b>99</b>
DVIC Creekstone Strips, Greige	<b>CS-25/30-G</b>	<b>99</b>
DVIC 2-Piece Driftwood Log Set	<b>DW-25/30</b>	<b>79</b>

Creekstones or Driftwood 2-pc Log Set must be used with a base Fyre Glass or Fyre Gems

#### \* Amount of glass required when using logs or creekstone strips

Size	FYRE GLASS		FYRE GEMS	
	Logs	Creekstones	Logs	Creekstones
25"	7 lbs	8 lbs	10 lbs	11 lbs
30"	12 lbs	14 lbs	14 lbs	15 lbs

RH PETERSON CO.

14724 Proctor Avenue • City of Industry, CA 91746 • Website: www.rhpeterson.com • Phone (626) 369-5085 • Fax (626) 369-5979



## iSERIES (IPI) GAS INSERTS

ITEM DESCRIPTION	GAS TYPE	MODEL #	WEIGHT	PRICE
25" iSeries (IPI) Direct Vent Insert	Natural Gas	<b>DVIT-25i-11-33N</b>	99 lbs	<b>\$2,410</b>
25" iSeries (IPI) Direct Vent Insert	Propane	<b>DVIT-25i-11-33P</b>	99	<b>2,410</b>
30" iSeries (IPI) Direct Vent Insert	Natural Gas	<b>DVIT-30i-11-33N</b>	116	<b>2,750</b>
30" iSeries (IPI) Direct Vent Insert	Propane	<b>DVIT-30i-11-33P</b>	116	<b>2,750</b>
36" iSeries (IPI) Direct Vent Insert	Natural Gas	<b>DVIT-36i-11-33N</b>	147	<b>3,110</b>
36" iSeries (IPI) Direct Vent Insert	Propane	<b>DVIT-36i-11-33P</b>	147	<b>3,110</b>

Unit includes IPI ignition system with battery back-up and automatic cold weather pilot, full function hand-held remote control, accent light, blower, grate, and embers. Must order **same size** Gas Logs, Firebox Liner, and Surround to complete installation.



## mSERIES (MILLIVOLT) GAS INSERTS

ITEM DESCRIPTION	GAS TYPE	MODEL #	WEIGHT	PRICE
25" mSeries (Millivolt) Direct Vent Insert	Natural Gas	<b>DVI-25m-01-32N</b>	99 lbs	<b>\$1,950</b>
25" mSeries (Millivolt) Direct Vent Insert	Propane	<b>DVI-25m-01-32P</b>	99	<b>1,950</b>
30" mSeries (Millivolt) Direct Vent Insert	Natural Gas	<b>DVI-30m-01-32N</b>	116	<b>2,270</b>
30" mSeries (Millivolt) Direct Vent Insert	Propane	<b>DVI-30m-01-32P</b>	116	<b>2,270</b>
36" mSeries (Millivolt) Direct Vent Insert	Natural Gas	<b>DVI-36m-01-32N</b>	147	<b>2,590</b>
36" mSeries (Millivolt) Direct Vent Insert	Propane	<b>DVI-36m-01-32P</b>	147	<b>2,590</b>

Unit includes Millivolt ignition system with standing pilot, on/off remote with temperature display and thermal control function, thermally activated blower, grate, and embers. Must order **same size** Gas Logs, Firebox Liner, and Surround to complete installation.



## GAS LOG SETS *(Required selection for iSeries and mSeries inserts)*

ITEM DESCRIPTION	SIZE	MODEL #	WEIGHT	PRICE
Burnt American Oak	25"	<b>DVL-25-2A</b>	22 lbs	<b>\$350</b>
	30"	<b>DVL-30-2A</b>	26	<b>400</b>
	36"	<b>DVL-36-2A</b>	28.5	<b>450</b>
Burnt Split American Oak	25"	<b>DVL-25-2S</b>	22	<b>375</b>
	30"	<b>DVL-30-2S</b>	25	<b>425</b>
	36"	<b>DVL-36-2S</b>	28	<b>475</b>
Charred Ancient Oak	25"	<b>DVL-25-2CO</b>	22	<b>375</b>
	30"	<b>DVL-30-2CO</b>	26	<b>425</b>
	36"	<b>DVL-36-2CO</b>	28	<b>475</b>
Charred Rustic Oak	25"	<b>DVL-25-2CR</b>	22	<b>375</b>
	30"	<b>DVL-30-2CR</b>	26	<b>425</b>
	36"	<b>DVL-36-2CR</b>	28	<b>475</b>
Charred Mountain Birch	25"	<b>DVL-25-2MB</b>	22	<b>400</b>
	30"	<b>DVL-30-2MB</b>	26	<b>450</b>
	36"	<b>DVL-36-2MB</b>	28	<b>500</b>


Hand painted six-log set (25" unit) or seven-log set (30" & 36" units) with charred detailing.



## FIREBOX LINERS (Required selection for iSeries and mSeries inserts)

ITEM DESCRIPTION	SIZE	MODEL #	WEIGHT	PRICE
Herringbone Brick Firebox Liner	25"	<b>DVP-25-1H</b>	4 lbs	<b>\$ 170</b>
	30"	<b>DVP-30-1H</b>	7	<b>195</b>
	36"	<b>DVP-36-1H</b>	9	<b>220</b>
Boston Buff Traditional Brick Firebox Liner	25"	<b>DVP-25-1B</b>	4	<b>170</b>
	30"	<b>DVP-30-1B</b>	7	<b>195</b>
	36"	<b>DVP-36-1B</b>	9	<b>220</b>
Black Porcelain Firebox Liner	25"	<b>DVP-25-1P</b>	11	<b>195</b>
	30"	<b>DVP-30-1P</b>	13.5	<b>220</b>
	36"	<b>DVP-36-1P</b>	16	<b>245</b>

*Firebox Liner Kits include rear panel and side panels.*



## SURROUNDS (Required selection for ALL inserts)

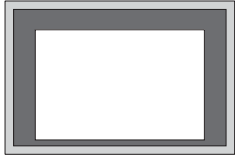
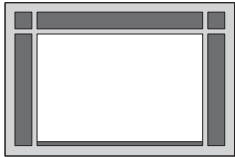
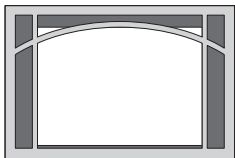
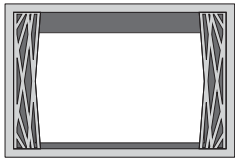
ITEM DESCRIPTION	SIZE	MODEL #	WEIGHT	PRICE
Small 3-Sided Surround <i>(with hinged access panel and mesh barrier screen)</i>	25"	<b>DVS-25-3A</b>	19 lbs	<b>\$ 225</b>
	30"	<b>DVS-30-3A</b>	26	<b>250</b>
	36"	<b>DVS-36-3A</b>	29	<b>275</b>
Medium 3-Sided Surround <i>(with hinged access panel and mesh barrier screen)</i>	25"	<b>DVS-25-3B</b>	25	<b>250</b>
	30"	<b>DVS-30-3B</b>	31	<b>275</b>
	36"	<b>DVS-36-3B</b>	34	<b>300</b>
Large 3-Sided Surround <i>(with hinged access panel and mesh barrier screen)</i>	25"	<b>DVS-25-3C</b>	31	<b>275</b>
	30"	<b>DVS-30-3C</b>	38	<b>300</b>
	36"	<b>DVS-36-3C</b>	43	<b>325</b>
Small 4-Sided Surround <i>(with hinged access panel and mesh barrier screen)</i>	25"	<b>DVS-25-4A</b>	25	<b>250</b>
	30"	<b>DVS-30-4A</b>	31	<b>275</b>
	36"	<b>DVS-36-4A</b>	34	<b>300</b>
Medium 4-Sided Surround <i>(with hinged access panel and mesh barrier screen)</i>	25"	<b>DVS-25-4B</b>	31	<b>275</b>
	30"	<b>DVS-30-4B</b>	38	<b>300</b>
	36"	<b>DVS-36-4B</b>	43	<b>325</b>

## CUSTOM SURROUNDS\*

3-Sided Custom Surround <i>(with hinged access panel and mesh barrier screen)</i>	25"	<b>DVS-25-3CUS</b>		<b>\$ 750</b>
	30"	<b>DVS-30-3CUS</b>		<b>775</b>
	36"	<b>DVS-36-3CUS</b>		<b>800</b>
4-Sided Custom Surround <i>(with hinged access panel and mesh barrier screen)</i>	25"	<b>DVS-25-4CUS</b>		<b>775</b>
	30"	<b>DVS-30-4CUS</b>		<b>800</b>
	36"	<b>DVS-36-4CUS</b>		<b>825</b>

\*Must fill out **Custom Surround Order Form** when placing an order. Custom Surround orders **may not be canceled**.

## DECORATIVE OVERLAYS *(Optional selection for ALL inserts)*

ITEM DESCRIPTION	SIZE	FINISH	MODEL #	WEIGHT	PRICE
Frame Overlay 	25"	Rose Gold	<b>DVO-25-3FG</b>	5.25 lbs	<b>\$205</b>
		Satin Stainless Steel	<b>DVO-25-3FS</b>	5.50	<b>135</b>
		Bronze	<b>DVO-25-3FB</b>	5.50	<b>175</b>
	30"	Rose Gold	<b>DVO-30-3FG</b>	6.00	<b>255</b>
		Satin Stainless Steel	<b>DVO-30-3FS</b>	6.25	<b>175</b>
		Bronze	<b>DVO-30-3FB</b>	6.25	<b>210</b>
	36"	Rose Gold	<b>DVO-36-3FG</b>	6.50	<b>295</b>
		Satin Stainless Steel	<b>DVO-36-3FS</b>	6.75	<b>205</b>
		Bronze	<b>DVO-36-3FB</b>	6.75	<b>245</b>
Mission Overlay <i>(with offset frame)*</i> 	25"	Black	<b>DVO-25-3MRB</b>	20	<b>485</b>
		Vintage Iron	<b>DVO-25-3MVI</b>	20	<b>485</b>
		Bronze	<b>DVO-25-3MSB</b>	20	<b>485</b>
	30"	Black	<b>DVO-30-3MRB</b>	25	<b>595</b>
		Vintage Iron	<b>DVO-30-3MVI</b>	25	<b>595</b>
		Bronze	<b>DVO-30-3MSB</b>	25	<b>595</b>
	36"	Black	<b>DVO-36-3MRB</b>	28	<b>645</b>
		Vintage Iron	<b>DVO-36-3MVI</b>	28	<b>645</b>
		Bronze	<b>DVO-36-3MSB</b>	28	<b>645</b>
<b>NEW</b> Mission Arch Overlay <i>(with offset frame)*</i> 	25"	Black	<b>DVO-25-3MARB</b>	20	<b>485</b>
		Vintage Iron	<b>DVO-25-3MAVI</b>	20	<b>485</b>
		Bronze	<b>DVO-25-3MASB</b>	20	<b>485</b>
	30"	Black	<b>DVO-30-3MARB</b>	25	<b>595</b>
		Vintage Iron	<b>DVO-30-3MAVI</b>	25	<b>595</b>
		Bronze	<b>DVO-30-3MASB</b>	25	<b>595</b>
	36"	Black	<b>DVO-36-3MARB</b>	28	<b>645</b>
		Vintage Iron	<b>DVO-36-3MAVI</b>	28	<b>645</b>
		Bronze	<b>DVO-36-3MASB</b>	28	<b>645</b>
Nest Overlay <i>(with offset frame)*</i> 	25"	Black	<b>DVO-25-3NB</b>	14	<b>405</b>
		Satin Stainless Steel	<b>DVO-25-3NS</b>	15	<b>485</b>
	30"	Black	<b>DVO-30-3NB</b>	17	<b>460</b>
		Satin Stainless Steel	<b>DVO-30-3NS</b>	18	<b>645</b>
	36"	Black	<b>DVO-36-3NB</b>	18	<b>495</b>
		Satin Stainless Steel	<b>DVO-36-3NS</b>	19	<b>750</b>

\*Overlay includes complete offset frame assembly with mesh screen.

## CONVERSION KITS *(Optional selection for ALL inserts)*

ITEM DESCRIPTION	SIZE	MODEL #	WEIGHT	PRICE
<b>NEW</b> iSeries Contemporary ( <b>NATURAL GAS</b> to <b>PROPANE</b> )	25"	<b>CK33-LP25i-C</b>	1 lbs	<b>\$90</b>
	30"	<b>CK33-LP30i-C</b>	1	<b>90</b>
<b>NEW</b> iSeries Contemporary ( <b>PROPANE</b> to <b>NATURAL GAS</b> )	25"	<b>CK33-NAT25i-C</b>	1	<b>90</b>
	30"	<b>CK33-NAT30i-C</b>	1	<b>90</b>
iSeries ( <b>NATURAL GAS</b> to <b>PROPANE</b> )	25"	<b>CK33-LP25i</b>	1	<b>90</b>
	30"	<b>CK33-LP30i</b>	1	<b>90</b>
	36"	<b>CK33-LP36i</b>	1	<b>90</b>
iSeries ( <b>PROPANE</b> to <b>NATURAL GAS</b> )	25"	<b>CK33-NAT25i</b>	1	<b>90</b>
	30"	<b>CK33-NAT30i</b>	1	<b>90</b>
	36"	<b>CK33-NAT36i</b>	1	<b>90</b>
mSeries ( <b>NATURAL GAS</b> to <b>PROPANE</b> )	25"	<b>CK32-LP25m</b>	1	<b>38</b>
	30"	<b>CK32-LP30m</b>	1	<b>38</b>
	36"	<b>CK32-LP36m</b>	1	<b>38</b>
mSeries ( <b>PROPANE</b> to <b>NATURAL GAS</b> )	25"	<b>CK32-NAT25m</b>	1	<b>38</b>
	30"	<b>CK32-NAT30m</b>	1	<b>38</b>
	36"	<b>CK32-NAT36m</b>	1	<b>38</b>

Robert H. Peterson Co. reserves the right to make changes without notice to its products, prices, dimensions and specifications. This price list may not be copied, photocopied, reproduced, translated, or published in any electronic or machine-readable form in whole or in part without prior written approval of Robert H. Peterson Co.